Certificate of Analysis

LIQUILABS
Analytical services

Nexus Research Laboratories EOOD
Nexus Research Laboratories EOOD
Str. Vrabcha No. 17A, Floor 1, Apt. 3,
Oborishte District
1000 Sofia
Bulgaria

Liquilabs s.r.o.
Inovační 122
252 41 Zlatníky-Hodkovice
Czechia
www.liquilabs.cz

Verify Results Online

Sample Identification

Sample Name	BPC-157 5 mg
Batch Number	XD-BC5-PO06
Date Published	2026-10-01 10:10

Results for LYO-1037

Peptides	Result	Unit	Uncertainty	Acceptable Range
BPC-157 Assay Peptide Screening 0.1% TFA	6.21	*mg*	[± 0.03]	
BPC-157 Purity Peptide Screening 0.1% TFA	99.6	*%*	[± 0.5]	
BPC-157 Identification by Spectrum (FTIR) Peptide Screening 0.1% TFA	978		[± 5]	
BPC-157 Identification by RT Peptide Screening 0.1% TFA	0.995		[± 0.005]	

Microbiology	Result	Unit	Uncertainty	Acceptable Range
Bacterial Endotoxin Chromgenic USP<85>/ Eur. Ph. 2.6.14. Bacterial Endotoxin Chromgenic Test	0.457	*EU/mg*	[± 0.009]	0 - 0.5

Elemental Impurities	Result	Unit	Uncertainty	Acceptable Range
Arsenic Elemental Impurities screening USP ⟨232⟩ / Ph. Eur. 5.20 / 2.4.20	< 0.001	*ppm*		0 - 1.5
Cadmium Elemental Impurities screening USP ⟨232⟩ / Ph. Eur. 5.20 / 2.4.20	< 0.001	*ppm*		0 - 0.5
Quicksilver Elemental Impurities screening USP ⟨232⟩ / Ph. Eur. 5.20 / 2.4.20	< 0.001	*ppm*		0 - 1.5
Lead Elemental Impurities screening USP ⟨232⟩ / Ph. Eur. 5.20 / 2.4.20	< 0.001	*ppm*		0 - 1.5
Nickel Elemental Impurities screening USP ⟨232⟩ / Ph. Eur. 5.20 / 2.4.20	< 0.001	*ppm*		0 - 25
Vanadium Elemental Impurities screening USP ⟨232⟩ / Ph. Eur. 5.20 / 2.4.20	< 0.001	*ppm*		0 - 25
Cobalt Elemental Impurities screening USP ⟨232⟩ / Ph. Eur. 5.20 / 2.4.20	< 0.001	*ppm*		0 - 25

Mass Spectrometry	Result	Unit	Uncertainty	Acceptable Range
Molecular Ion Mass Identification (MS Deconvolution) Mass Spectrometry Identity	1419	*Da*	[± 1]	

Liquilabs s.r.o. • Inovační 122 • 252 41 Zlatníky-Hodkovice • Czechia
Phone : +420 608 444 727 • Fax : • jan.galbavy@liquilabs.cz • www.liquilabs.cz

1. Content Assesment

1.1. Instrumentation

Module	Name	Serial Number
System Controller	Shimadzu CBM-40 Lite	L221226351398
Degassing Unit	Shimadzu DGU-403	NA
Pump	Shimadzu LC-40B XR	L22146350580
Autosampler	Shimadzu SIL-40C XR	L22216351622
Colum Thermostat	Shimadzu CTO-40S	L22236351602
PDA Detector	Shimadzu SPD-M40	L22276352808
SQ MS Detector	Shimadzu LCMS-2050	O12476200760

1.2. Chromatographic conditions

Chromatographic conditions	
Eluent A	0.1% DFA in Water (HPLC, Gradient Grade)
Eluent B	0.1% DFAin Acetonitrile (HPLC, Gradient Grade)
Flow rate	0.8 mL/min
Program	Gradient elution
Injection volume	2 µL
Colum Temperature	60°C
Column	Waters XSelect CSH C18, 100x2.1mm 2.5µm
Detection wavelength	225nm

Gradient Program		
Time [min]	A [%]	B [%]
1	98	2
13.99	35	65
14	5	95
15	5	95
15.01	98	2
19	end	

Liquilabs s.r.o. • Inovační 122 • 252 41 Zlatníky-Hodkovice • Czechia
Phone : +420 608 444 727 • Fax : • jan.galbavy@liquilabs.cz • www.liquilabs.cz

1.3. Sample preparation

Whole amount of container was dissolved in 2mL of water (LCMS Grade). 100 µL of sample was transferred to HPLC vial and diluted by 900 µL water (LCMS Grade) and submitted for analysis.

1.4. Calibration curve

Calibration curve detail	
Quantitative method	External Standard
Calibration Type	Linear
Number of calibration points	5
Force through Zero	Enabled
Weighting Method	None

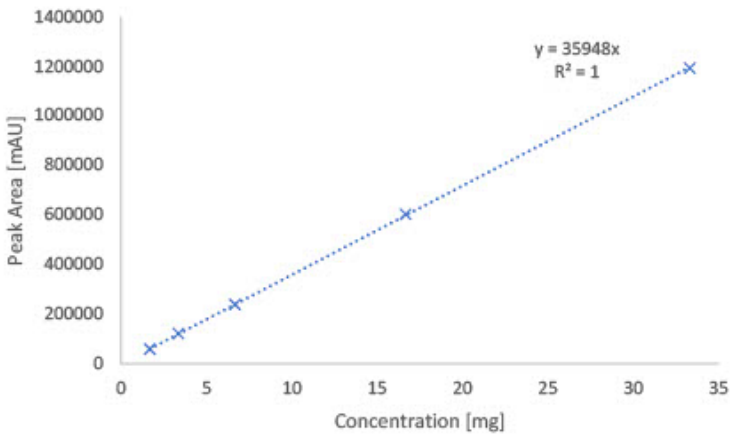

2

Liquilabs s.r.o. • Inovační 122 • 252 41 Zlatníky-Hodkovice • Czechia
Phone : +420 608 444 727 • Fax : • jan.galbavy@liquilabs.cz • www.liquilabs.cz

2. Purity assessment

2.1 Instrumentation

Module	Name	Serial Number
System Controller	Shimadzu CBM-40 Lite	L221226351398
Degassing Unit	Shimadzu DGU-403	NA
Pump	Shimadzu LC-40B XR	L22146350580
Autosampler	Shimadzu SIL-40C XR	L22216351622
Colum Thermostat	Shimadzu CTO-40S	L22236351602
PDA Detector	Shimadzu SPD-M40	L22276352808
SQ MS Detector	Shimadzu LCMS-2050	O12476200760

2.2 Chromatographic conditions

Chromatographic conditions	
Eluent A	0.1% DFA in Water (HPLC, Gradient Grade)
Eluent B	0.1% DFAin Acetonitrile (HPLC, Gradient Grade)
Flow rate	0.8 mL/min
Program	Gradient elution
Injection volume	2 µL
Colum Temperature	60°C
Column	Waters XSelect CSH C18, 100x2.1mm 2.5µm
Detection wavelength	225nm

Gradient Program		
Time [min]	A [%]	B [%]
1	98	2
13.99	35	65
14	5	95
15	5	95
15.01	98	2
19	end	

2.3 Purity assesment

Purity of compound assesed by area normalization method, comparing area of each peak to sum of area of all peaks detected at wavelenght of 225 nm.

3

Liquilabs s.r.o. • Inovační 122 • 252 41 Zlatníky-Hodkovice • Czechia
Phone : +420 608 444 727 • Fax : • jan.galbavy@liquilabs.cz • www.liquilabs.cz

3. Identity Assessment

3.1 Instrumentation

Module	Name	Serial Number
System Controller	Shimadzu CBM-40 Lite	L221226351398
Degassing Unit	Shimadzu DGU-403	NA
Pump	Shimadzu LC-40B XR	L22146350580
Autosampler	Shimadzu SIL-40C XR	L22216351622
Colum Thermostat	Shimadzu CTO-40S	L22236351602
PDA Detector	Shimadzu SPD-M40	L22276352808
SQ MS Detector	Shimadzu LCMS-2050	O12476200760

3.2 Chromatographic conditions

Chromatographic conditions	
Eluent A	0.1% DFA in Water (HPLC, Gradient Grade)
Eluent B	0.1% DFAin Acetonitrile (HPLC, Gradient Grade)
Flow rate	0.8 mL/min
Program	Gradient elution
Injection volume	2 µL
Colum Temperature	60ºC
Column	Waters XSelect CSH C18, 100x2.1mm 2.5µm
Detection	MS 220-2000 Da

Gradient Program		
Time [min]	A [%]	B [%]
1	98	2
13.99	35	65
14	5	95
15	5	95
15.01	98	2
19	end	

3.3 Molecular Ion Mass evaluation

Molecular ion mass was determined by deconvolution of multiply charged ESI-MS spectra to calculate the average neutral (zero-charge) molecular mass by equation:

$$M(neutral) = (z_i((mz_i) - H)) - ME$$

Where:
mz_i - Measured mass of charged particle
z_i - charge
H - proton mass (1.0076 Da)
ME – mass error

Liquilabs s.r.o. • Inovační 122 • 252 41 Zlatníky-Hodkovice • Czechia
Phone : +420 608 444 727 • Fax : • jan.galbavy@liquilabs.cz • www.liquilabs.cz

Analysis Report

LIQUILABS
Analytical services

Analysis of quantity of active ingredient by UHPLC with MS detection

Sample Information

Injection Volume	: 2
Data File	: LYO-1037__004.lcd
Method File	: Peptide Screening_DFA_Group C.lcm
Date Acquired	: 9/14/2026 6:02:37 PM

Chromatogram

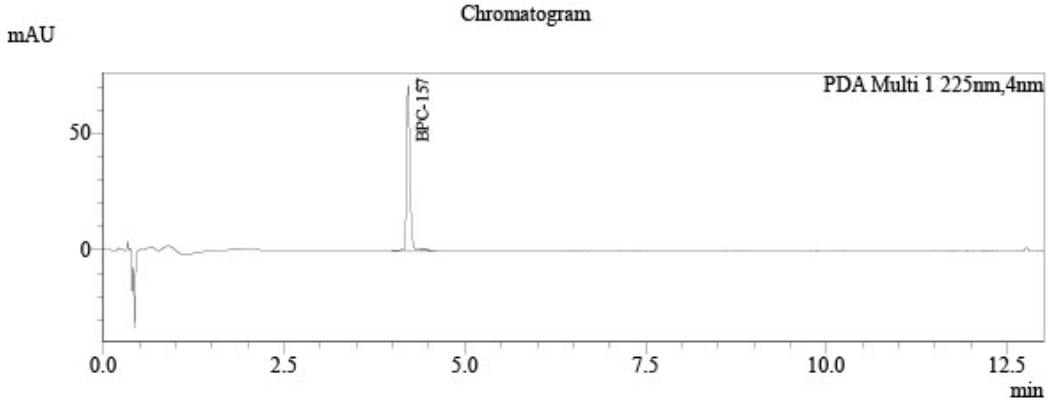

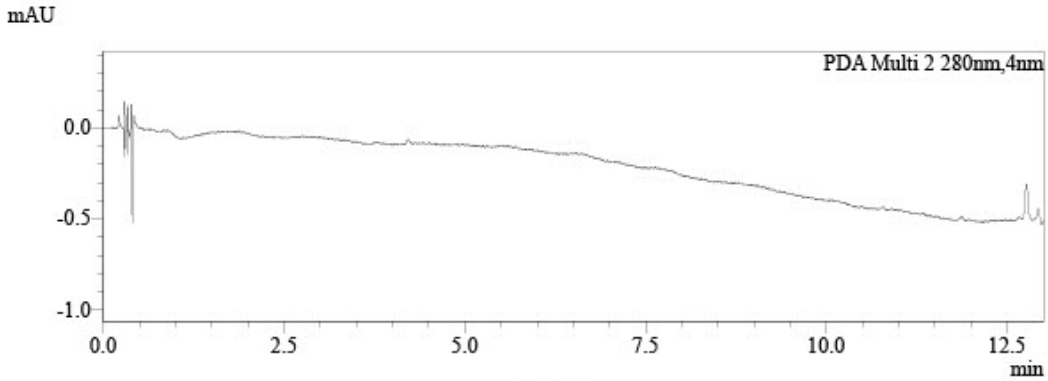

Peak Table

PDA Ch1 225nm

Peak#	Name	Ret. Time	Area	Area%	Conc.	Unit
1		4.044	106	0.047	0.000	
2	BPC-157	4.215	225383	99.615	6.215	mg
3		4.431	765	0.338	0.000	
Total			226254	100.000		

Peak Table

PDA Ch2 280nm

Peak#	Name	Ret. Time	Area	Area%	Conc.	Unit
Total						

1 / 2

Liquilabs s.r.o. • Inovační 122 • 252 41 Zlatníky-Hodkovice • Czechia
Phone : +420 608 444 727 • Fax : • jan.galbavy@liquilabs.cz • www.liquilabs.cz

Analysis Report

LIQUILABS
Analytical services

Identification of active ingredient by UHPLC Mass Spectrometr

MS Chromatogram

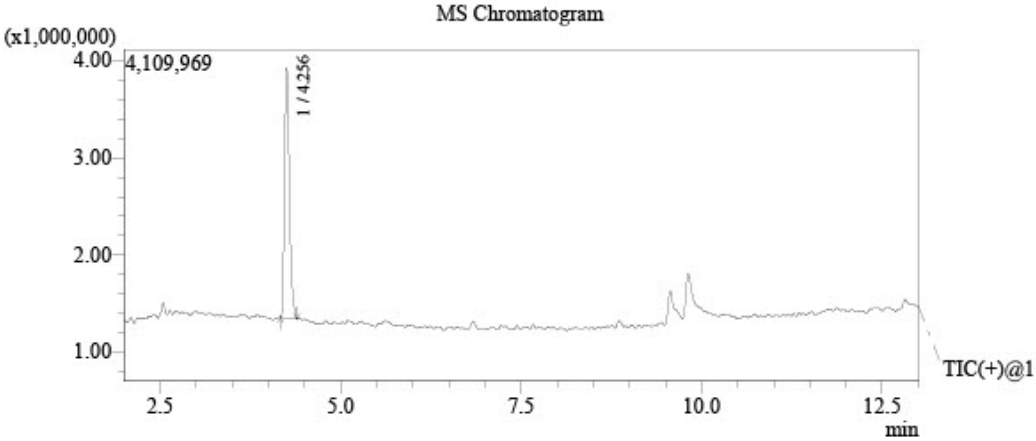

Library Search

Base Peak: 710(1146925)
Scan Range: 220.00 - 2000.00 Porality: Positive

Reference spectrum



Detected spectrum

Library: Peptide Screening_DFA.lib
Formula: C62H98N16O22 CAS: 137525-51-0 Mol.Weight: 1419(0!=)
Compound Name: BPC-157

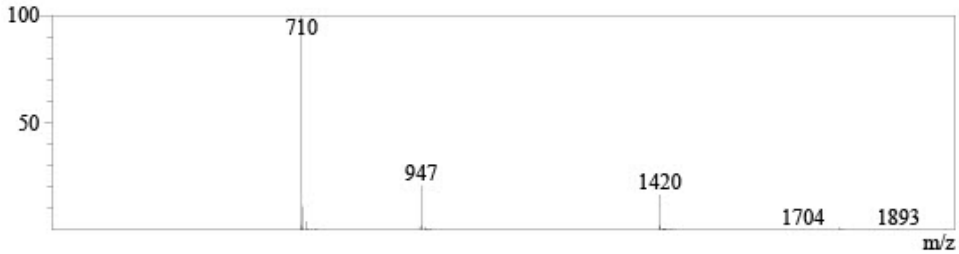

Liquilabs s.r.o. • Inovační 122 • 252 41 Zlatníky-Hodkovice • Czechia
Phone : +420 608 444 727 • Fax : • jan.galbavy@liquilabs.cz • www.liquilabs.cz

Endotoxin Determination Report

File Information
Filename: C:\UVVis-Data\Data\File_260914_161437.vqud
Date/Time: 09/14/2026 04:43:55 PM

Instrument Information
Instrument Type: UV-1900 Series
Model (S/N): UV-1900i (A12536253123)

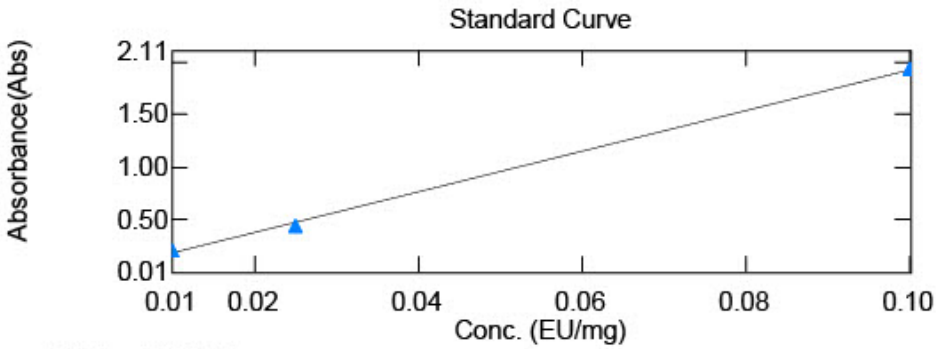

y = 19.3540 x - 0.0100786
r2 = 0.99851

	Sample Name	Conc	Raw_WL545.0	Dilution Rate
1	LYO-0866	0.111	0.0975	20.00
2	LYO-0867	0.171	0.1556	20.00
3	LYO-0868	0.106	0.0930	20.00
4	LYO-0869	0.226	0.2084	20.00
5	LIQ-0072	0.006	0.0969	1.00
6	LIQ-0073	0.108	1.0311	2.00
7	LYO-0882	2.106	1.0090	40.00
8	LYO-1037	2.838	1.3630	40.00
9	LYO-0884	0.124	0.1101	20.00
10	LYO-0885	0.184	0.1683	20.00
11	LYO-0886	0.091	0.0782	20.00
12	LYO-0888	0.380	0.3574	20.00
13	LYO-0865	0.522	0.0909	100.00
14	LYO-0870	0.474	0.0817	100.00
15	LYO-0871	0.503	0.0872	100.00
16	LYO-0872	0.659	0.1174	100.00

Liquilabs s.r.o. • Inovační 122 • 252 41 Zlatníky-Hodkovice • Czechia
Phone : +420 608 444 727 • Fax : • jan.galbavy@liquilabs.cz • www.liquilabs.cz

Responsibles

Mr. Ján Galbavý
CEO

Analysis results relate only to the samples tested.
This document shall not be reproduced except in full, without the written approval of Liquilabs s.r.o.

Liquilabs s.r.o. • Inovační 122 • 252 41 Zlatníky-Hodkovice • Czechia
Phone : +420 608 444 727 • Fax : • jan.galbavy@liquilabs.cz • www.liquilabs.cz