Certificate of Analysis

LIQUILABS
Analytical services

Nexus Research Laboratories EOOD
Nexus Research Laboratories EOOD
Str. Vrabcha No. 17A, Floor 1, Apt. 3,
Oborishte District
1000 Sofia
Bulgaria

Liquilabs s.r.o.
Inovační 122
252 41 Zlatníky-Hodkovice
Czechia
www.liquilabs.cz

Verify Results Online

Sample Identification

Sample Name	BPC-157
Batch Number	XD-BC5-PO05
Date Published	2026-08-21 15:16

Results for LYO-0647

Peptides	Result	Unit	Uncertainty	Acceptable Range
BPC-157 Assay Peptide Screening 0.1% TFA	5.79	*mg*	[± 0.03]	
BPC-157 Purity Peptide Screening 0.1% TFA	98.4	*%*	[± 0.5]	
BPC-157 Identification by Spectrum (FTIR) Peptide Screening 0.1% TFA	979		[± 5]	
BPC-157 Identification by RT Peptide Screening 0.1% TFA	0.993		[± 0.005]	

Microbiology	Result	Unit	Uncertainty	Acceptable Range
Bacterial Endotoxin Chromgenic USP<85>/ Eur. Ph. 2.6.14. Bacterial Endotoxin Chromgenic Test	0.027	*EU/mg*	[± 0.001]	

Liquilabs s.r.o. • Inovační 122 • 252 41 Zlatníky-Hodkovice • Czechia
Phone : +420 608 444 727 • Fax : • jan.galbavy@liquilabs.cz • www.liquilabs.cz

1. Content Assesment

1.1. Instrumentation

Module	Name	Serial Number
System Controller	Shimadzu CBM-40 Lite	L221226351398
Degassing Unit	Shimadzu DGU-403	NA
Pump	Shimadzu LC-40B XR	L22146350580
Autosampler	Shimadzu SIL-40C XR	L22216351622
Colum Thermostat	Shimadzu CTO-40S	L22236351602
PDA Detector	Shimadzu SPD-M40	L22276352808
SQ MS Detector	Shimadzu LCMS-2050	O12476200760

1.2. Chromatographic conditions

Chromatographic conditions	
Eluent A	0.1% DFA in Water (HPLC, Gradient Grade)
Eluent B	0.1% DFAin Acetonitrile (HPLC, Gradient Grade)
Flow rate	0.8 mL/min
Program	Gradient elution
Injection volume	2 µL
Colum Temperature	60°C
Column	Waters XSelect CSH C18, 100x2.1mm 2.5µm
Detection wavelength	225nm

Gradient Program		
Time [min]	A [%]	B [%]
1	98	2
13.99	35	65
14	5	95
15	5	95
15.01	98	2
19	end	

Liquilabs s.r.o. • Inovační 122 • 252 41 Zlatníky-Hodkovice • Czechia
Phone : +420 608 444 727 • Fax : • jan.galbavy@liquilabs.cz • www.liquilabs.cz

1.3. Sample preparation

Whole amount of container was dissolved in 2mL of water (LCMS Grade). 100 µL of sample was transferred to HPLC vial and diluted by 900 µL water (LCMS Grade) and submitted for analysis.

1.4. Calibration curve

Calibration curve detail	
Quantitative method	External Standard
Calibration Type	Linear
Number of calibration points	5
Force through Zero	Enabled
Weighting Method	None

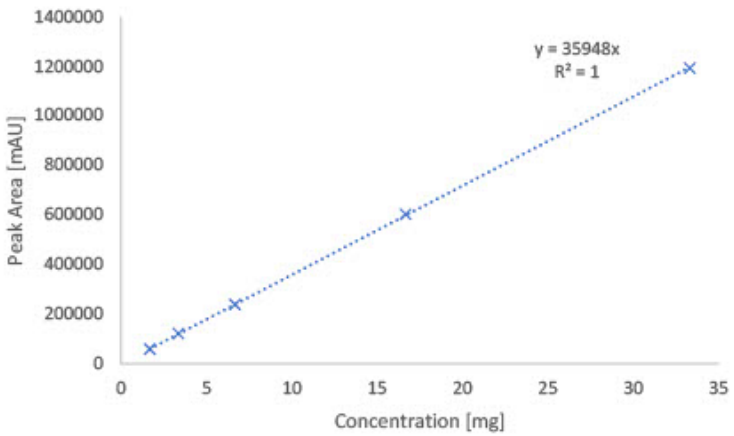

2

Liquilabs s.r.o. • Inovační 122 • 252 41 Zlatníky-Hodkovice • Czechia
Phone : +420 608 444 727 • Fax : • jan.galbavy@liquilabs.cz • www.liquilabs.cz

2. Purity assessment

2.1 Instrumentation

Module	Name	Serial Number
System Controller	Shimadzu CBM-40 Lite	L221226351398
Degassing Unit	Shimadzu DGU-403	NA
Pump	Shimadzu LC-40B XR	L22146350580
Autosampler	Shimadzu SIL-40C XR	L22216351622
Colum Thermostat	Shimadzu CTO-40S	L22236351602
PDA Detector	Shimadzu SPD-M40	L22276352808
SQ MS Detector	Shimadzu LCMS-2050	O12476200760

2.2 Chromatographic conditions

Chromatographic conditions	
Eluent A	0.1% DFA in Water (HPLC, Gradient Grade)
Eluent B	0.1% DFAin Acetonitrile (HPLC, Gradient Grade)
Flow rate	0.8 mL/min
Program	Gradient elution
Injection volume	2 µL
Colum Temperature	60°C
Column	Waters XSelect CSH C18, 100x2.1mm 2.5µm
Detection wavelength	225nm

Gradient Program		
Time [min]	A [%]	B [%]
1	98	2
13.99	35	65
14	5	95
15	5	95
15.01	98	2
19	end	

2.3 Purity assesment

Purity of compound assesed by area normalization method, comparing area of each peak to sum of area of all peaks detected at wavelenght of 225 nm.

3

Liquilabs s.r.o. • Inovační 122 • 252 41 Zlatníky-Hodkovice • Czechia
Phone : +420 608 444 727 • Fax : • jan.galbavy@liquilabs.cz • www.liquilabs.cz

Analysis Report

LIQUILABS
Analytical services

Analysis of quantity and purity of active ingredient by UHPLC with UV detection

Sample Information

Injection Volume	: 2
Data File	: LYO-0647__028.lcd
Method File	: Peptide Screening_DFA_Group C.lcm
Date Acquired	: 8/21/2026 1:15:43 AM

Chromatogram

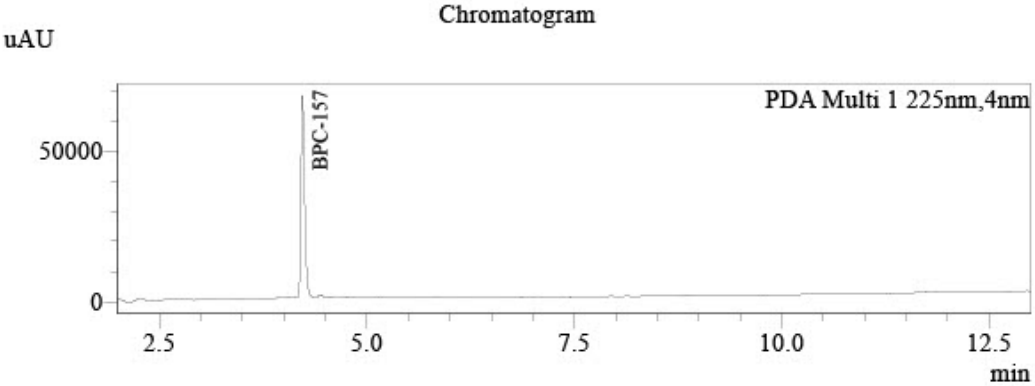

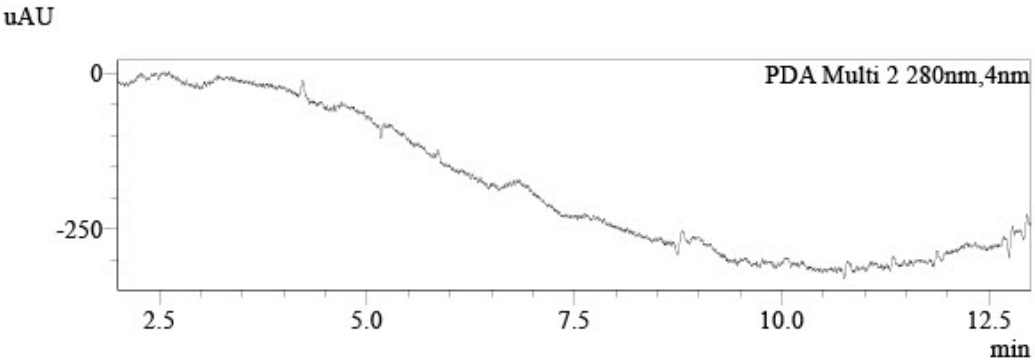

Peak Table

PDA Ch1 225nm

Name	Ret. Time	Area	Conc.	Unit	Area%
	4.053	300	0.000		0.141
BPC-157	4.223	210253	5.793	mg	98.377
	4.437	3168	0.000		1.482
		213721			100.000

Peak Table

PDA Ch2 280nm

Name	Ret. Time	Area	Conc.	Unit
	14.234	1104	0.000	
		1104		

1 / 1

Liquilabs s.r.o. • Inovační 122 • 252 41 Zlatníky-Hodkovice • Czechia
Phone : +420 608 444 727 • Fax : • jan.galbavy@liquilabs.cz • www.liquilabs.cz

Endotoxin Determination Report

File Information
Filename: C:\UVVis-Data\Data\File_260820_135540.vqud
Date/Time: 08/20/2026 03:18:46 PM

Instrument Information
Instrument Type: UV-1900 Series
Model (S/N): UV-1900i (A12536253123)

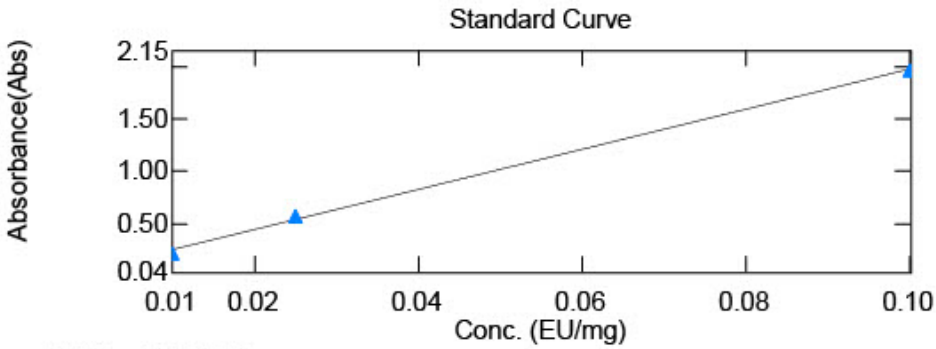

y = 19.2242 x + 0.0569806
r2 = 0.99866

	Sample Name	Conc	Raw_WL545.0	Dilution Rate
1	LIQ-0055	0.003	0.1086	1.00
2	LIQ-0056	0.734	1.4685	10.00
3	LYO-0620	5.092	1.0358	100.00
4	LYO-0621	0.032	0.0880	20.00
5	LYO-0622	0.906	0.9279	20.00
6	LYO-0623	0.057	0.1122	20.00
7	LYO0624	2.521	1.2687	40.00
8	LYO-0625	0.073	0.1270	20.00
9	LYO-0626	0.043	0.0981	20.00
10	LYO-0627	0.394	0.4356	20.00
11	LYO-0628	0.051	0.1056	20.00
12	LIQ-0057	0.056	0.1113	20.00
13	LYO-0629	2.182	1.1055	40.00
14	LYO-0630	0.053	0.1084	20.00
15	LYO-0631	1.632	0.8411	40.00
16	LYO-0645	1.560	0.8067	40.00
17	LYO-0646	0.058	0.1130	20.00
18	LYO-0647	0.155	0.2056	20.00
19	LYO0648	2.452	1.2354	40.00
20	LYO-0649	1.360	0.7105	40.00

Liquilabs s.r.o. • Inovační 122 • 252 41 Zlatníky-Hodkovice • Czechia
Phone : +420 608 444 727 • Fax : • jan.galbavy@liquilabs.cz • www.liquilabs.cz

	Sample Name	Conc	Raw_WL545.0	Dilution Rate
21	LYO-0650	0.043	0.0986	20.00
22	LYO-0651	2.908	1.4546	40.00
23	LYO-0652	0.129	0.1805	20.00
24	LYO-0653	0.156	0.0870	100.00

Liquilabs s.r.o. • Inovační 122 • 252 41 Zlatníky-Hodkovice • Czechia
Phone : +420 608 444 727 • Fax : • jan.galbavy@liquilabs.cz • www.liquilabs.cz

Responsibles

Mr. Ján Galbavý
CEO

Analysis results relate only to the samples tested.
This document shall not be reproduced except in full, without the written approval of Liquilabs s.r.o.

Liquilabs s.r.o. • Inovační 122 • 252 41 Zlatníky-Hodkovice • Czechia
Phone : +420 608 444 727 • Fax : • jan.galbavy@liquilabs.cz • www.liquilabs.cz